

Regional Smart Scale Project Updates

October, 2016



FAMPO/GWRC Regional Candidate Smart Scale Project Requests Submitted on October 3, 2016

FAMPO Submittals:

1. Northbound Rappahannock River Crossing Project ~ \$130 Million
2. Rte 610 Direct Connect Ramp to 95 Express Lanes and 400 Space Mine Rd PNR Lot Expansion ~ \$32 Million

GWRC Submittals:

1. VRE Station Improvements: Brooke & Leeland ~ \$22 Million
2. New PNR Lot – Route 3 East (Stafford) ~ \$5 Million
3. Lafayette Blvd Bike/Ped Trail Loop Extension to connect with VCR Trail (City) ~ \$1.5 Million

NVTC Planned Submittals: (Requires FAMPO Resolution of Support)

1. VRE Fredericksburg Line Capacity Improvements ~ \$92 Million

2016 Smart Scale Funding Update

October 14, 2016

GWRC/FAMPO Regional Submittals: 5 projects requesting \$191 Million

GWRC Total: 20 projects requesting \$476 Million

Fredericksburg District Total: 29 projects requesting \$808 Million

Statewide Submittals: 436 projects costing about \$9.25 Billion

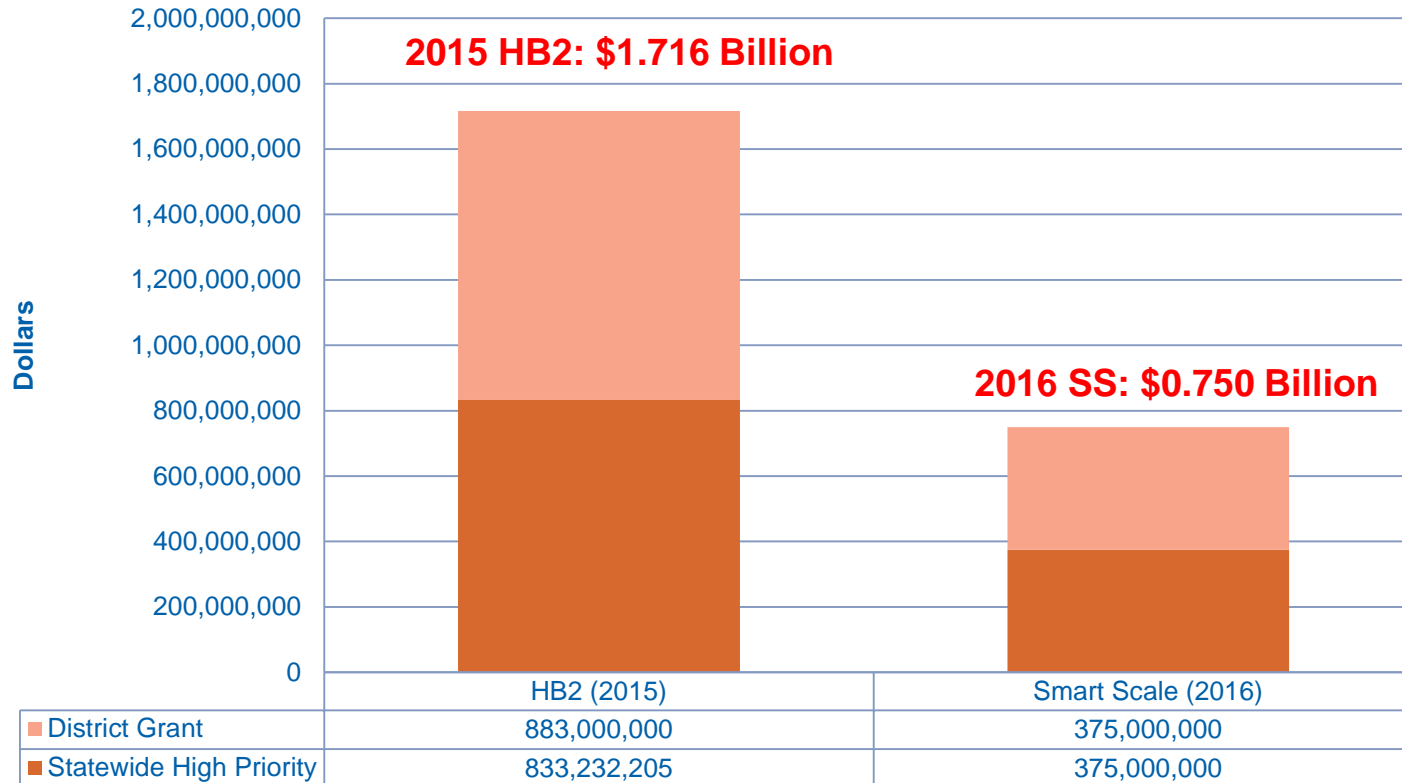
Estimated Statewide Funding Available: \$750 Million (Subject to Change)

- About 50% for Statewide High Priority
- About 50% for District Grant Program
- Fredericksburg District Grant Program ~ About \$25 Million

2016 Smart Scale vs. 2015 HB2

Significantly less funding!

Funding Available



2016 Smart Scale vs. 2015 HB2 (Continued)

Significantly More Projects!

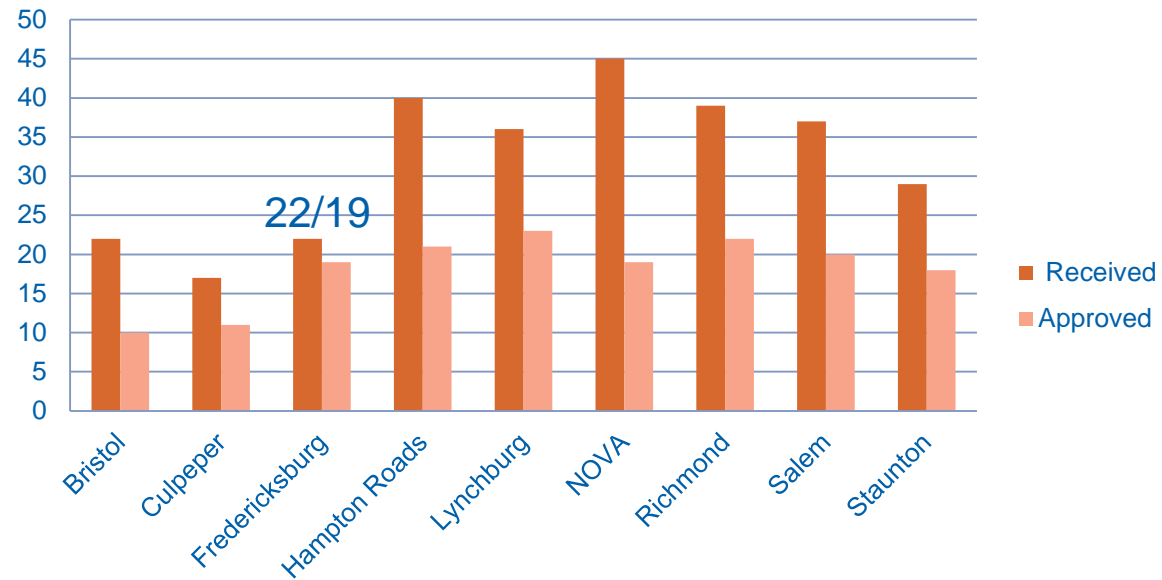
HB2 (2015)	District	Statewide
Applications Received	22	287
Money Requested	\$371,789,273	\$7,385,409,505

Smart Scale (2016)	District	Statewide
Applications Received	29	436
Money Requested	\$807,732,332	\$9,250,000,000

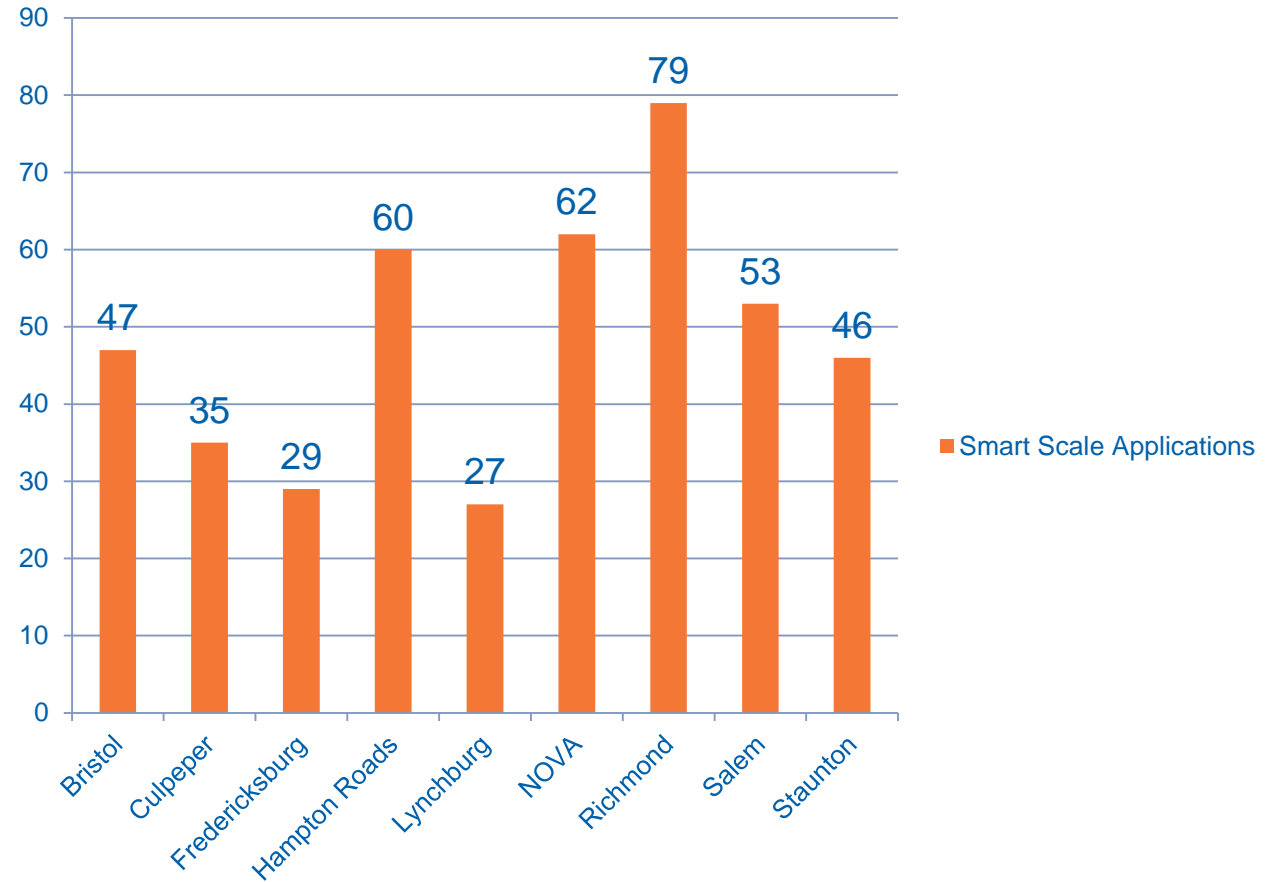
2016 Smart Scale vs. 2015 HB2 (Continued)

Statewide Comparison by District

HB2 Applications (2015)



Smart Scale Applications (2016)



2016 Smart Scale vs. 2015 HB2 (Continued)

Statewide Comparison by District

HB2	Amount Requested	Amount Received
Bristol	\$214,816,429	\$71,164,603
Culpeper	\$353,476,755	\$80,432,133
Fredericksburg	\$371,789,273	\$204,620,173
Hampton Roads	\$2,006,965,689	\$332,417,789
Lynchburg	\$188,331,256	\$85,765,598
NOVA	\$2,527,650,042	\$522,854,393
Richmond	\$605,706,175	\$199,763,473
Salem	\$709,225,480	\$113,441,188
Staunton	\$407,4489,406	\$105,772,855

Smart Scale	Amount Requested
Bristol	\$1,066,724,818
Culpeper	\$327,660,201
Fredericksburg	\$807,723,332
Hampton Roads	\$1,065,173,395
Lynchburg	\$172,484,221
NOVA	\$3,278,988,683
Richmond	\$1,155,134,156
Salem	\$914,499,194
Staunton	\$580,706,754

Smart Scale 2016 - Fredericksburg District Applications Submitted

ID	Applicant	POC	Description	SS Request	Total Cost	Other Fund	Actual Funding (if different)
1349	Caroline Co	Mike Finchum	Rte 738 @ Rte 639 Alignment	\$2,110,000	\$2,110,000	\$0	
1101	FAMPO	Paul Agnello	I-95 NB River Crossing	\$130,000,000	\$132,000,000	\$2,000,000	
1315	FAMPO	Paul Agnello	NB Express Lanes Access + P&R Expansion	\$32,464,732	\$32,700,000	\$235,268	
1250	Fredericksburg	Erik Nelson	Beulah-Salisbury Rd @ Rte 2	\$643,000	\$675,000	\$32,000	* \$132,000
1104	GWRC	Paul Agnello	VRE Platform Ext Brooke/Leeland + Leeland Parking	\$22,047,361	\$59,759,772	\$37,712,411	
1366	GWRC	Paul Agnello	New P&R Rte 3 South Stafford	\$4,983,174	\$6,750,000	\$1,766,826	
1382	GWRC	Paul Agnello	Bike/Ped Trail Lafayette Blvd	\$1,481,550	\$1,981,550	\$500,000	
1414	NVTC	Sonali Soneji	VRE Line Exp Fredericksburg Line	\$92,600,000	\$214,800,000	\$122,200,000	
1138	Spotsylvania Co	Doug Morgan	Rte 208 @ Breckenridge	\$750,000	\$750,000	\$0	* \$175,000
1140	Spotsylvania Co	Doug Morgan	Rte 636 Hood Dr @ Rte 208 Int Improvements	\$5,150,000	\$5,150,000	\$0	* \$500,000
1141	Spotsylvania Co	Doug Morgan	Rte 620 Harrison Rd @ Lafayette Blvd	\$835,000	\$835,000	\$0	* \$137,000
1144	Spotsylvania Co	Doug Morgan	Rte 628 Smith Sta Rd @ Rte 208	\$4,975,000	\$4,975,000	\$0	
1145	Spotsylvania Co	Doug Morgan	Exit 126 SB, Rte 1, Southpointe Pkwy Widening	\$12,745,000	\$14,495,000	\$1,750,000	
1148	Spotsylvania Co	Doug Morgan	Rte 620 Harrison Rd from Rte 1 to Rte 639	\$86,070,000	\$86,070,000	\$0	
1180	Stafford Co	Alex Owsiak	Rte 753 Enon Rd	\$4,904,000	\$5,305,468	\$401,468	
1192	Stafford Co	Chris Rapp	Rte 1 @ Eskimo Hill	\$3,250,000	\$3,670,000	\$420,000	
1194	Stafford Co	Chris Rapp	Rte 218 Butler Rd	\$25,646,000	\$28,500,000	\$2,854,000	
1200	Stafford Co	Chris Rapp	Rte 635 Decatur Rd	\$28,224,015	\$28,224,015	\$0	
1025	King George Co	Linwood Thomas	Turn Lanes Rte 301 Dahlgren	\$2,000,000	\$2,000,000	\$0	
1056	King George Co	Linwood Thomas	Rte 3 Widening @ Rte 301 Office Hall	\$15,000,000	\$15,000,000	\$0	

*VDOT working with City and Spotsylvania to provide Smart Scale credit for CMAQ funding allocated to four FAMPO CMAQ projects

Next Steps

1. Localities and NVTC need to submit FAMPO Resolutions of Support by 11/30/16
2. November 1st: Fredericksburg District Fall Transportation Meeting
3. October to January: State will Screen and Evaluate Projects
4. Mid-January?: Release of Project Scores
5. February-April: CTB Considers Evaluated projects for inclusion in SYIP
6. April/May – Release of Draft SYIP
7. June – CTB adopts final SYIP
8. 3rd Round of Smart Scale currently scheduled for 2018

Questions?



**SMART
SCALE**

*Funding the Right
Transportation Projects
in Virginia*

