

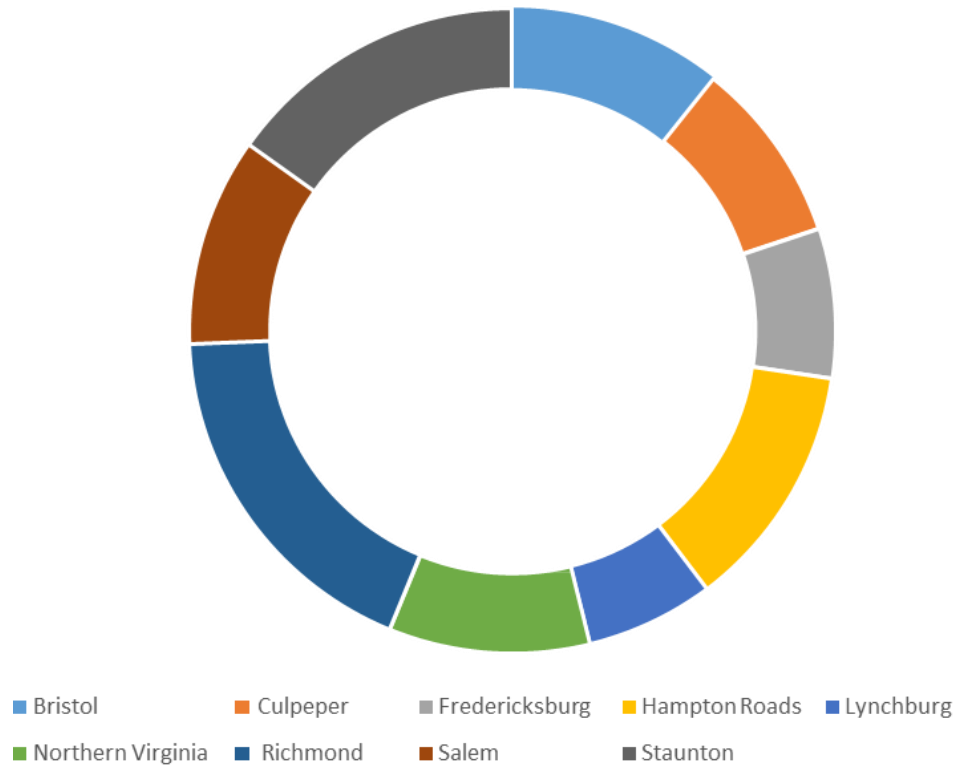
# SMART SCALE UPDATE

Technical Advisory Committee Presentation

The following slides are taken from the September 2018  
SMART SCALE presentation to the  
Commonwealth Transportation Board

# Round 3 Application Stats

Applications by District

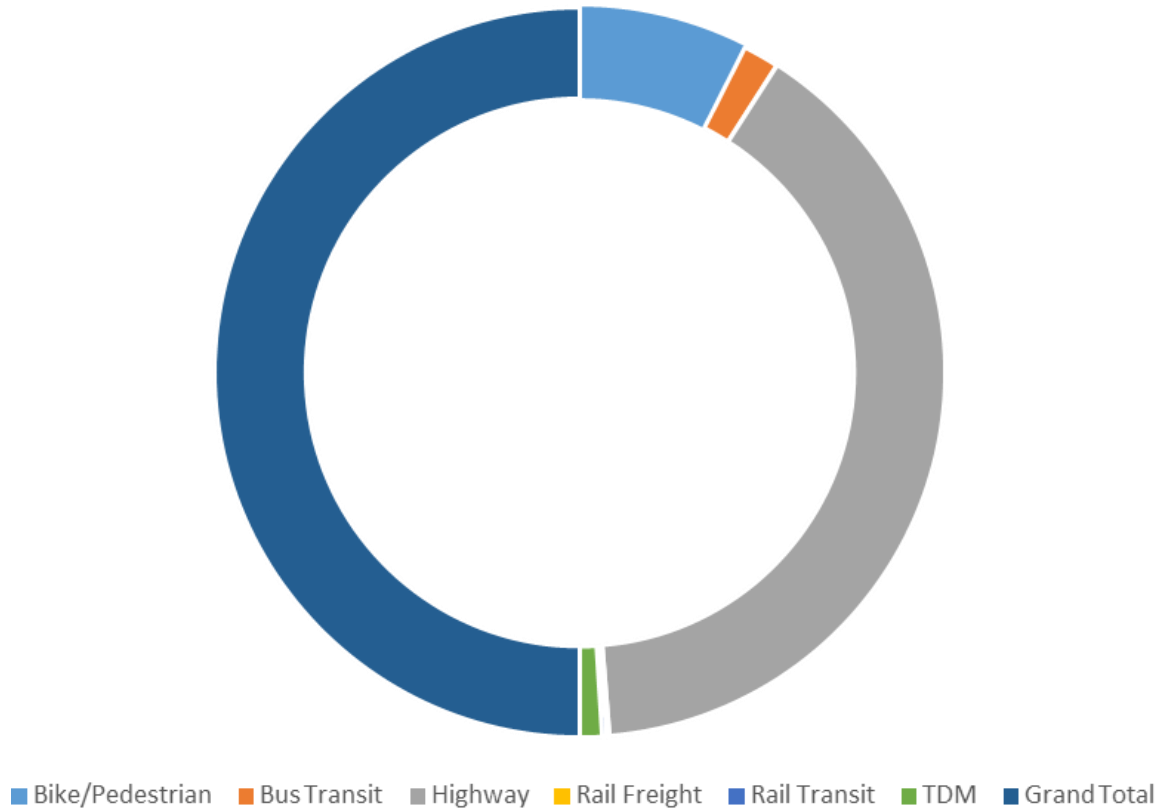


District	Apps
Bristol	50
Culpeper	43
Fredericksburg	35
Hampton Roads	58
Lynchburg	30
Northern Virginia	47
Richmond	85
Salem	49
Staunton	71
<b>TOTAL</b>	<b>468</b>

*Numbers are likely to change as application screening and validation is still underway.*

# Round 3 Application Stats

Applications by Project Type

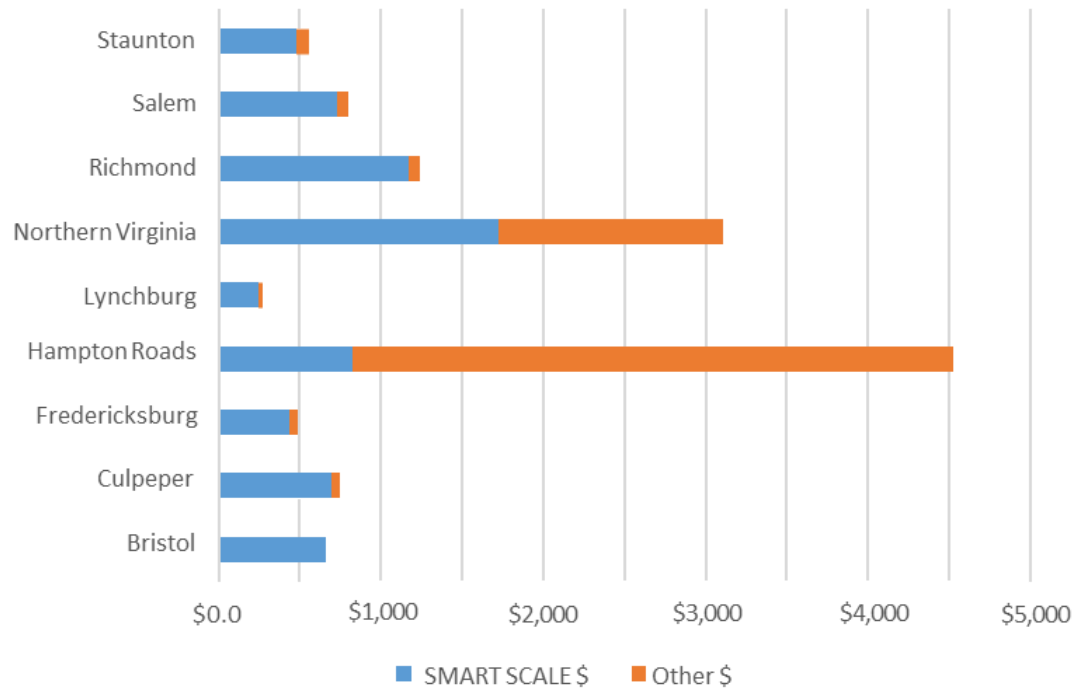


Project Type	Apps
Bike/Pedestrian	70
Bus Transit	15
Highway	371
Rail Freight	1
Rail Transit	2
TDM	9

*Numbers are likely to change as application screening and validation is still underway.*

# Round 3 Application Stats

SMART SCALE \$ versus Total \$ by District



District	SMART SCALE \$	Total \$
Bristol	\$656.2	\$656.2
Culpeper	\$695.5	\$745.6
Fredericksburg	\$438.8	\$493.4
Hampton Roads	\$821.9	\$4,523.6
Lynchburg	\$244.3	\$270.2
Northern Virginia	\$1,720.9	\$3,103.7
Richmond	\$1,170.8	\$1,240.3
Salem	\$730.8	\$803.6
Staunton	\$476.8	\$552.9
<b>TOTAL</b>	<b>\$6,956.0</b>	<b>\$12,389.3</b>

*Numbers are likely to change as application screening and validation is still underway.*

# Round 3 Application Stats

District	Leveraged \$	Leverage Percentage	Total \$
Bristol	\$0	0%	\$656.2
Culpeper	\$50.1	6.7%	\$745.6
Fredericksburg	\$54.6	11.1%	\$493.4
Hampton Roads	\$3,701.7	81.8%	\$4,523.6
Lynchburg	\$25.9	9.6%	\$270.2
Northern Virginia	\$1,382.8	44.6%	\$3,103.7
Richmond	\$69.5	5.6%	\$1,240.3
Salem	\$72.8	9.1%	\$803.6
Staunton	\$76.1	13.8%	\$552.9
<b>TOTAL</b>	<b>\$5,433.3</b>	<b>43.9%</b>	<b>\$12,389.3</b>

*Numbers are likely to change as application screening and validation is still underway.*

# Schedule

## 2018

March 1 : Portal opens and pre-application intake began June 1 : Pre-application submission deadline

June 1 - July 13 : Pre-screening (VTrans Need, eligibility and readiness) August 8 - Final application submission deadline (extended)

August - September : Validation and Final Screening

October – November : Fall Transportation Meetings

August - January : Measure Development and Scoring

## 2019

January 15 : Scores to CTB and public February - April: Development of Draft SYIP June CTB Meeting : Adoption of SYIP