

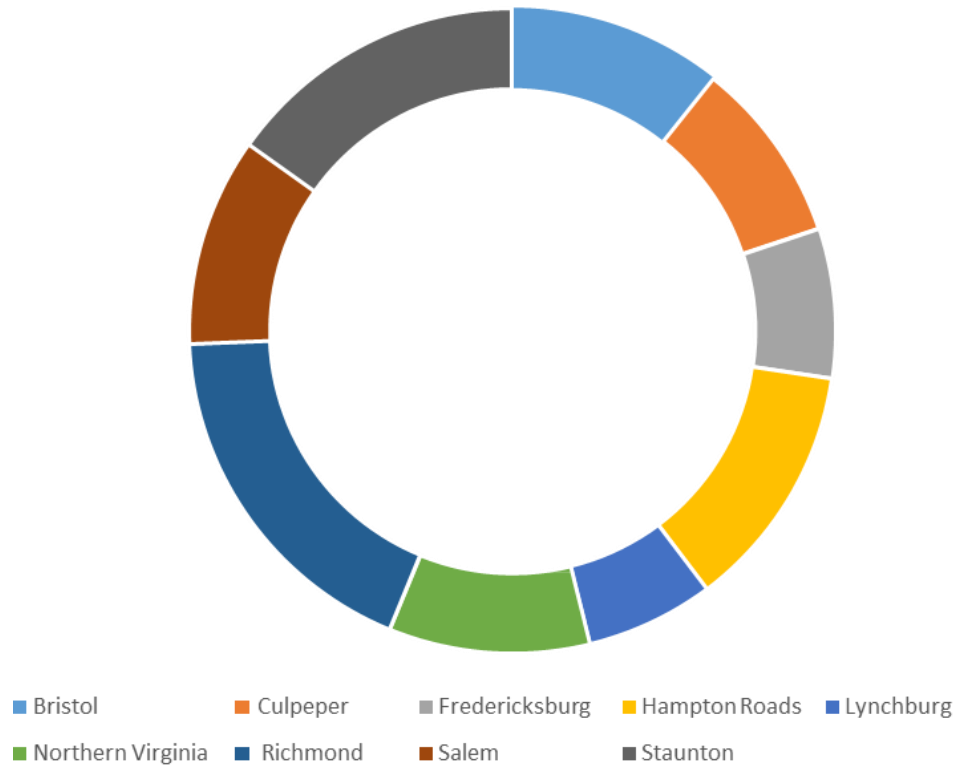
SMART SCALE UPDATE

Citizens Transportation Advisory Committee Presentation

The following slides are taken from the September 2018
SMART SCALE presentation to the
Commonwealth Transportation Board

Round 3 Application Stats

Applications by District

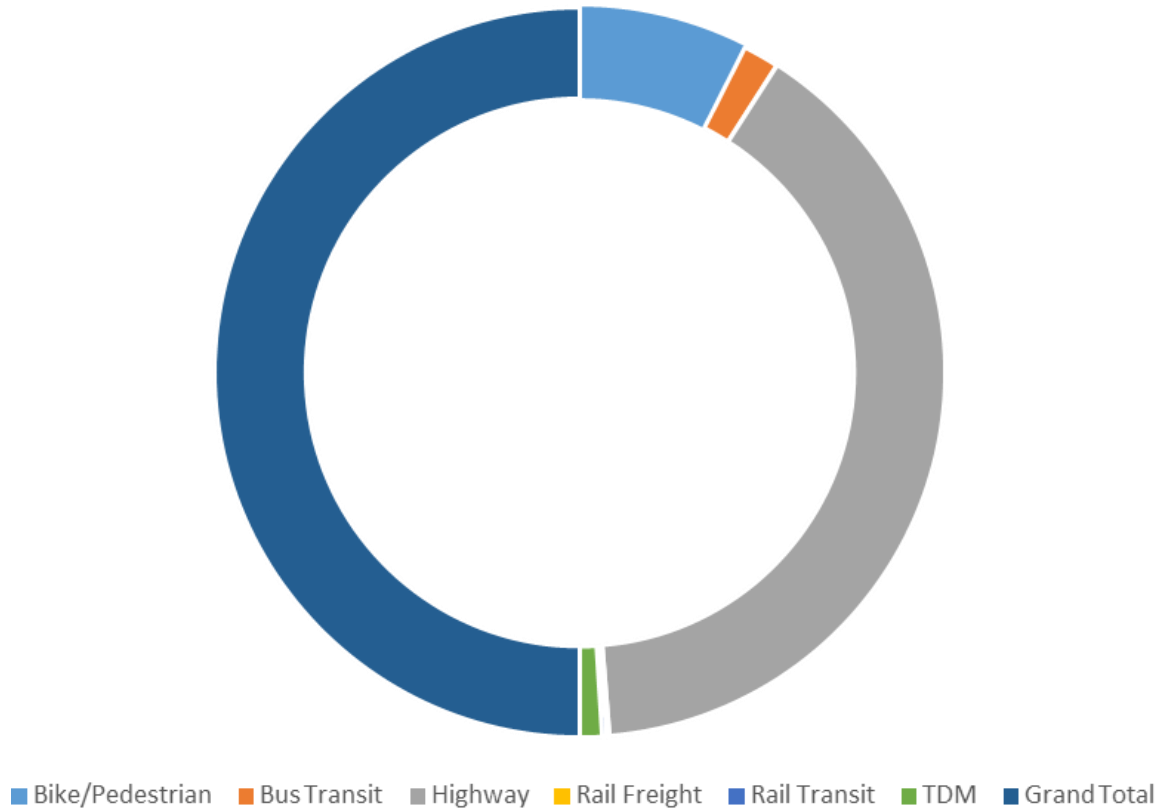


District	Apps
Bristol	50
Culpeper	43
Fredericksburg	35
Hampton Roads	58
Lynchburg	30
Northern Virginia	47
Richmond	85
Salem	49
Staunton	71
TOTAL	468

Numbers are likely to change as application screening and validation is still underway.

Round 3 Application Stats

Applications by Project Type

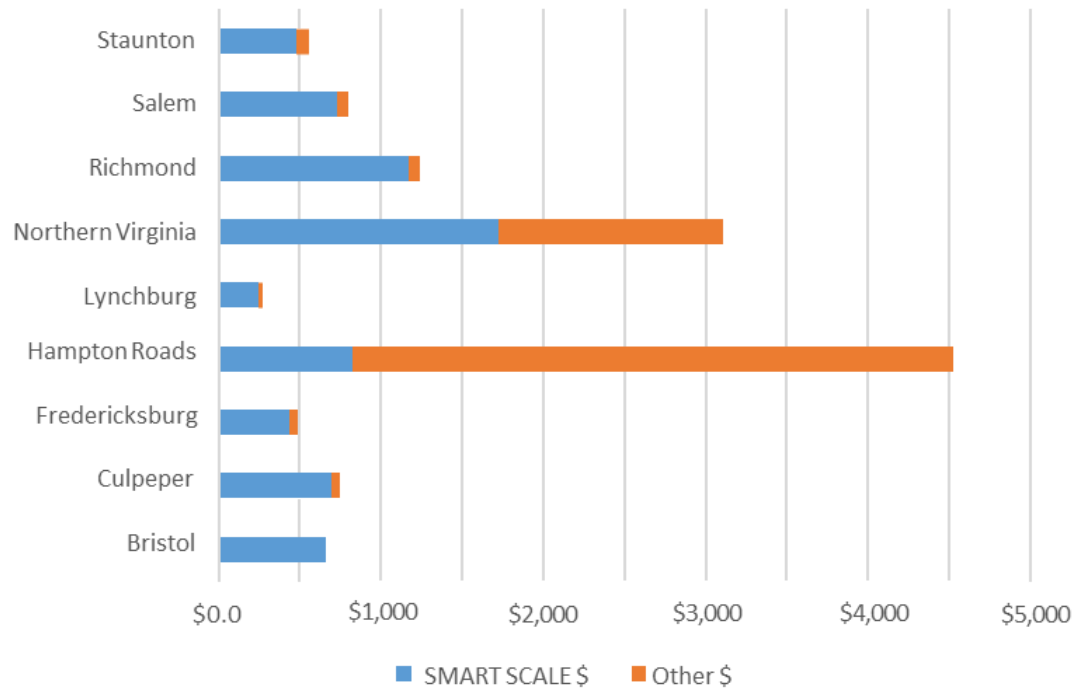


Project Type	Apps
Bike/Pedestrian	70
Bus Transit	15
Highway	371
Rail Freight	1
Rail Transit	2
TDM	9

Numbers are likely to change as application screening and validation is still underway.

Round 3 Application Stats

SMART SCALE \$ versus Total \$ by District



District	SMART SCALE \$	Total \$
Bristol	\$656.2	\$656.2
Culpeper	\$695.5	\$745.6
Fredericksburg	\$438.8	\$493.4
Hampton Roads	\$821.9	\$4,523.6
Lynchburg	\$244.3	\$270.2
Northern Virginia	\$1,720.9	\$3,103.7
Richmond	\$1,170.8	\$1,240.3
Salem	\$730.8	\$803.6
Staunton	\$476.8	\$552.9
TOTAL	\$6,956.0	\$12,389.3

Numbers are likely to change as application screening and validation is still underway.

Round 3 Application Stats

District	Leveraged \$	Leverage Percentage	Total \$
Bristol	\$0	0%	\$656.2
Culpeper	\$50.1	6.7%	\$745.6
Fredericksburg	\$54.6	11.1%	\$493.4
Hampton Roads	\$3,701.7	81.8%	\$4,523.6
Lynchburg	\$25.9	9.6%	\$270.2
Northern Virginia	\$1,382.8	44.6%	\$3,103.7
Richmond	\$69.5	5.6%	\$1,240.3
Salem	\$72.8	9.1%	\$803.6
Staunton	\$76.1	13.8%	\$552.9
TOTAL	\$5,433.3	43.9%	\$12,389.3

Numbers are likely to change as application screening and validation is still underway.

Schedule

2018

March 1 : Portal opens and pre-application intake began June 1 : Pre-application submission deadline

June 1 - July 13 : Pre-screening (VTrans Need, eligibility and readiness) August 8 - Final application submission deadline (extended)

August - September : Validation and Final Screening

October – November : Fall Transportation Meetings

August - January : Measure Development and Scoring

2019

January 15 : Scores to CTB and public February - April: Development of Draft SYIP June CTB Meeting : Adoption of SYIP