



CMAQ & RSTP Prioritization

March 16, 2020

Concerns

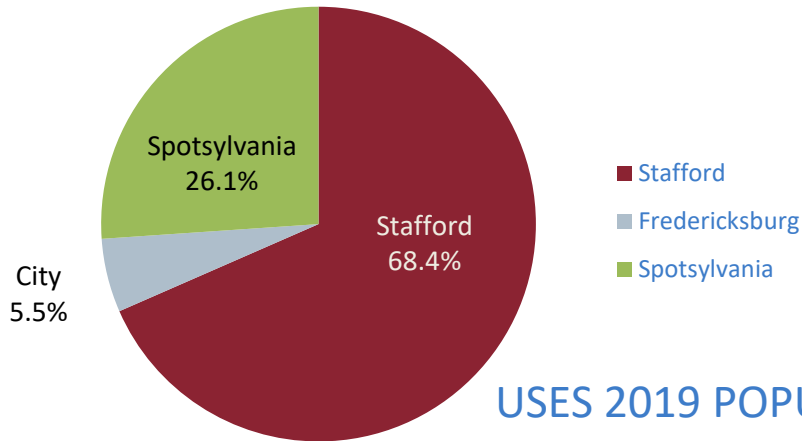
- Historical and proposed expenditures by municipality
- Patterns of allocation
- Review of CMAQ / RSTP prioritization process FY21-FY25
- Need to update CMAQ/RSTP prioritization process
- FAMPO/TPB MOU

Historical & Proposed Expenditures

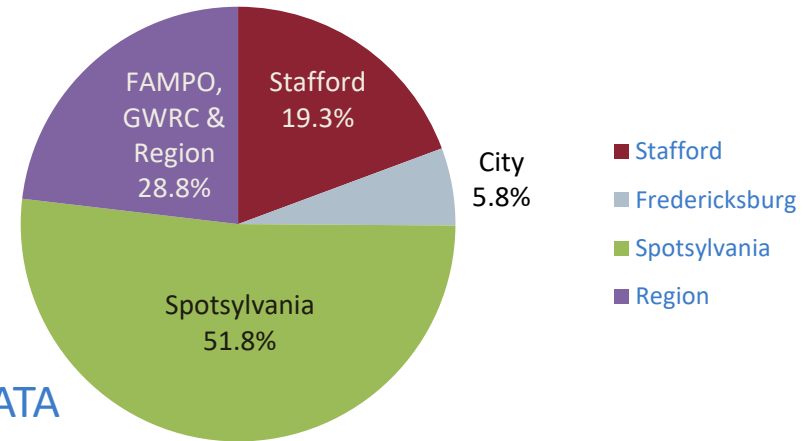
HISTORICAL CMAQ/RSTP SPENDING								
Jurisdiction	Population	CMAQ & RSTP Funds Allocated by Locality/Pop	FY15 – 20 CMAQ Funds Received	FY15-20 RSTP Funds Received	Total FY15-FY20 Funds Received	Dollars Allocated / Resident Pop	Dollars / Resident Received	Effective Dollars / Resident Received
Region (Includes all 3 Jurisdictions)	315,916	0	\$1,142,661	\$4,080,560	\$5,223,221	\$0	\$16.53	N/A
Fredericksburg	28,532	1,237,854	\$311,286	\$990,537	\$1,301,823	43.38	\$45.63	\$62.16
Stafford	151,689	15,449,596	\$4,020,566	\$345,121	\$4,365,687	101.86	\$28.78	\$45.31
Spotsylvania	135,715	5,887,963	\$8,231,428	\$3,453,109	\$11,684,537	43.38	\$86.10	\$102.63
VRE	N/A	N/A	N/A	N/A	N/A	N/A	N/A	N/A
	TOTAL		\$13,705,941	\$8,869,327	\$22,575,268			
PROPOSED CMAQ/RSTP SPENDING								
Jurisdiction	Population	CMAQ & RSTP Funds Allocated by Locality/Pop	FY21 – 26 CMAQ Funds Proposed (includes <u>some</u> prior allocations)	FY21 – 26 RSTP Funds Proposed (includes <u>some</u> prior allocations)	Total FY21 – 26 Funds Proposed (includes <u>some</u> prior allocations)	Dollars Allocated / Resident Pop	Total Dollars / Resident	Effective Dollars / Resident
Region (Includes all 3 Jurisdictions)	315,916	0	\$2,185,196	\$5,678,235	\$7,863,431	\$0	\$24.89	N/A
Fredericksburg	28,532	1,665,433	\$7,505,104	\$3,327,260	\$10,832,364	58.37	\$379.66	\$404.55
Stafford	151,689	21,992,091	\$2,816,349	\$2,855,683	\$5,672,032	144.98	\$37.39	\$62.28
Spotsylvania	135,715	7,921,780	\$3,567,037	\$876,826	\$4,443,863	58.37	\$32.74	\$57.63
VRE	N/A	N/A	\$2,266,554	\$300,000	\$2,566,554	N/A	N/A	N/A
	TOTAL		\$18,440,240	\$13,138,004	\$31,578,244			

Patterns of Allocation (CMAQ & RSTP)

FY15-FY20 Allocations to Localities

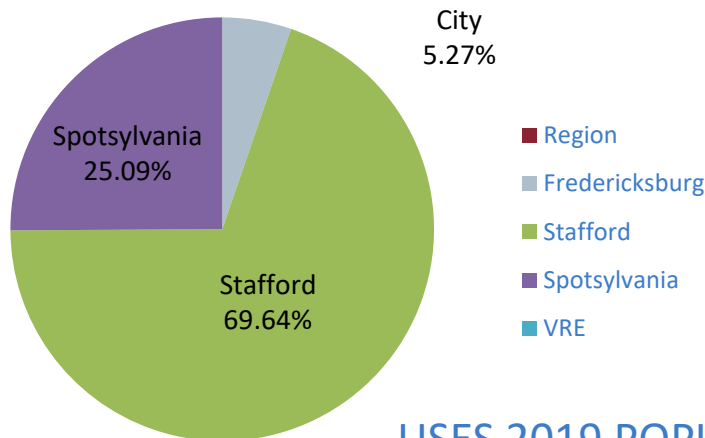


FY15-FY20 Expenditures by Localities

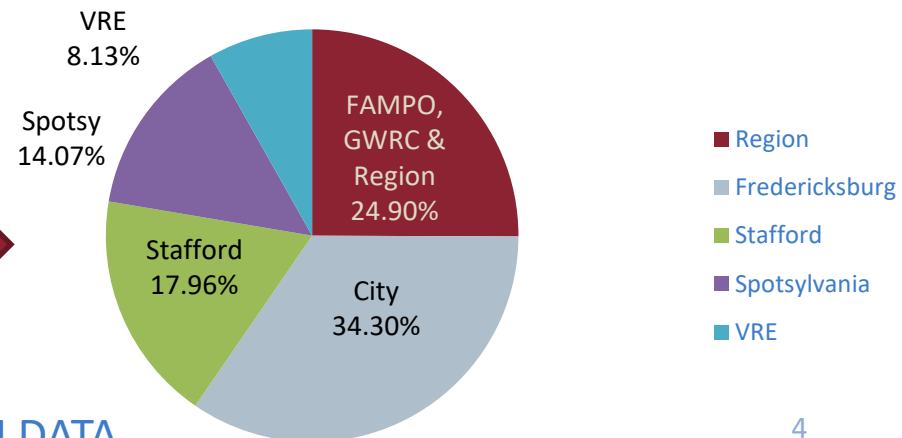


USES 2019 POPULATION DATA

FY21-25 Allocations to Localities



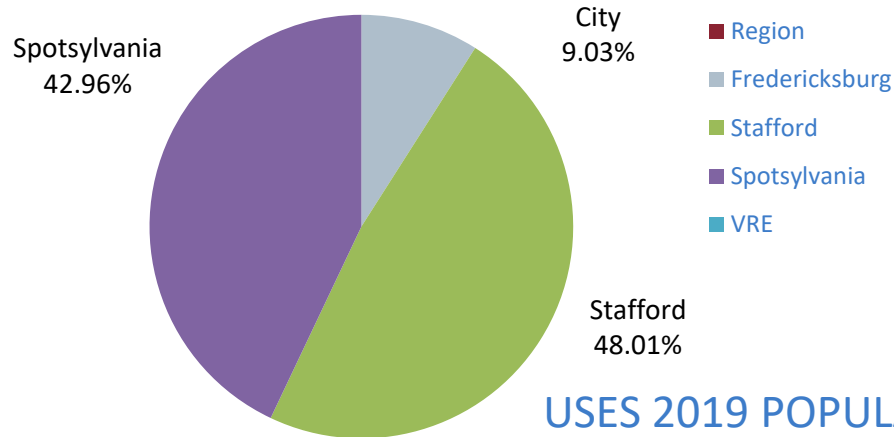
FY21-25 Expenditures by Localities



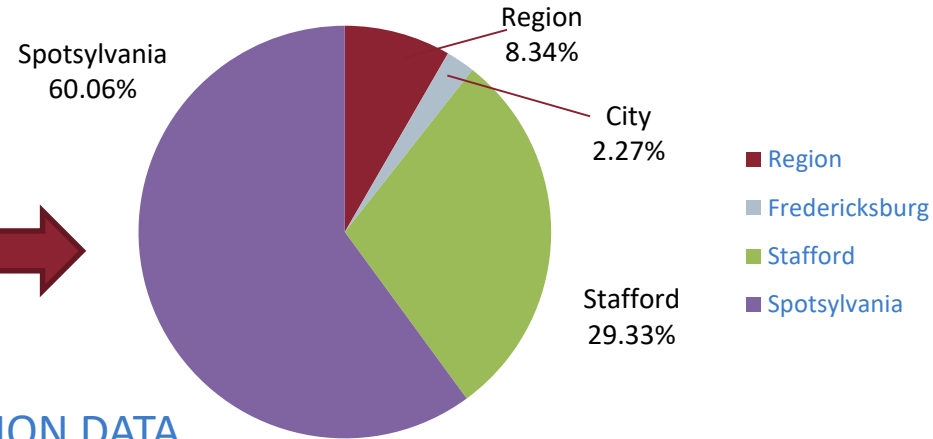
USES 2019 POPULATION DATA

Patterns of Allocation (CMAQ only)

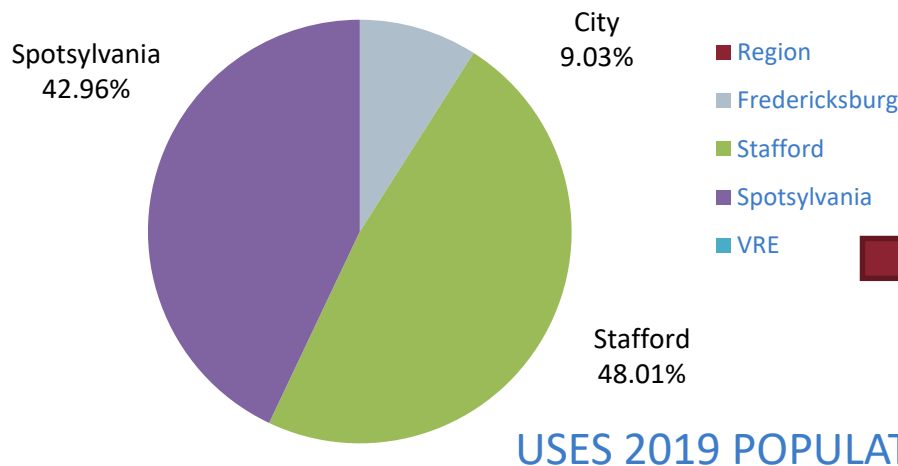
FY15-20 Allocations to Localities



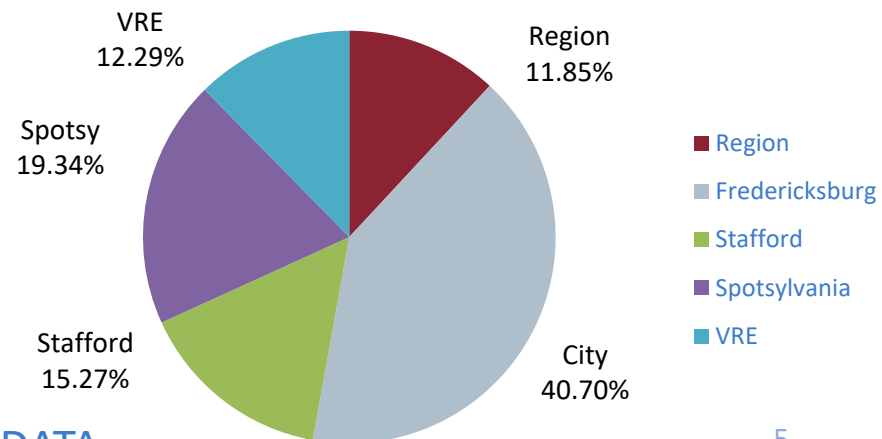
FY15-20 Expenditures by Localities



FY21-25 Allocations to Localities

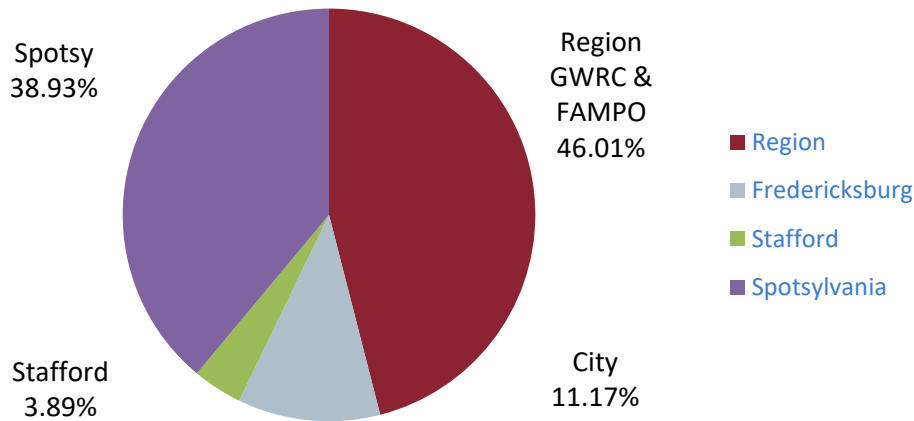


FY21-25 Expenditures by Localities



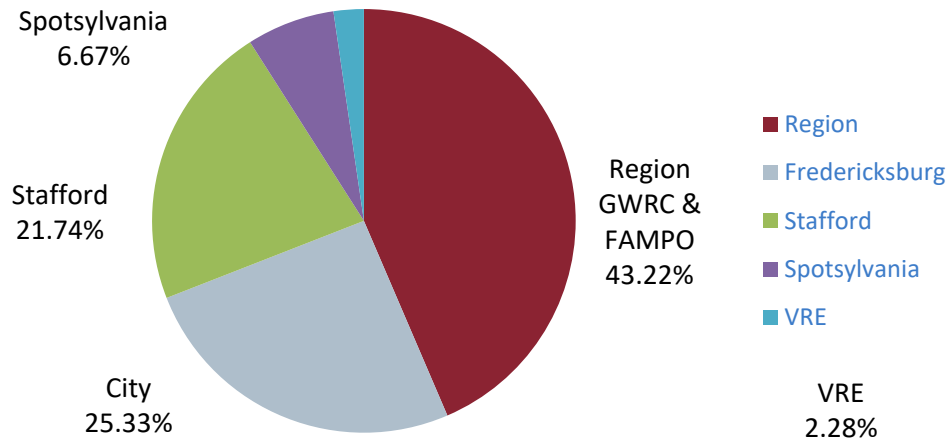
Patterns of Allocation (RSTP/STBG only)

FY15-20 Expenditures by Localities



\$8.87M

FY21-25 Expenditures by Localities



\$13.14M

Proposal

- Review FY21-25 CMAQ & RSTP
- Updates to CMAQ / RSTP prioritization process
 - CMAQ: Applications based on size of municipality
 - RSTP: Define benefit to the TMA
- FAMPO/TPB MOU – needs to clearly define expectations and processes